

Scaled data based on original data using  
LM-79-08 Approved Method: Electrical and Photometric Measurements of Solid-  
State Lighting Products

Test Report Prepared for  
Cooper Lighting Solutions  
(formerly Eaton)

Brand: McGRAW-EDISON

Report Number: P386581

Luminaire Tested: **GWC-SA2B-730-U-SL2**

Issue Date: 3/3/2020

**Test Information**

Test Method: LM-79-08  
Report Number: P386581  
TEST IS SCALED FROM IESNA LM-79-08 TEST DATA (G2-1903-205-20)  
Test Lab: INNOVATION CENTER  
Issue Date: 3/3/2020  
Manufacturer: COOPER LIGHTING SOLUTIONS (FORMERLY EATON)  
Product Line: MCGRAW-EDISON  
Catalog Number: GWC-SA2B-730-U-SL2  
Description: GALLEON WALL LUMINAIRE  
(2) 70 CRI, 3000K, 800mA LIGHTSQUARES WITH 16 LEDS EACH AND TYPE II SPILL  
LIGHT ELIMINATOR OPTICS  
Light Source: -  
Ballast/Driver: ELECTRONIC DRIVER

**Summary**

Lumens per Lamp: N/A  
Luminaire Lumens: 10639 lumens  
Efficiency: N/A  
Efficacy: 123.7 lumens/watt  
Luminous Opening: Rectangular (W 1' x L: 0.5' x H: 0')  
IES Classification: Type III - Medium  
BUG Rating: B2 - U0 - G3

Input Watts (W): 86  
Input Voltage (V): NR  
Input Current (Ain): NR  
Voltage Rise (V): NR  
Power Factor: NR  
Total Harmonic Distortion (THDi): NR  
Frequency (hertz): 60  
Stabilization Time: NR  
Operation Time: NR  
Ambient Temperature (°C): NR  
Test Distance: 24 FT

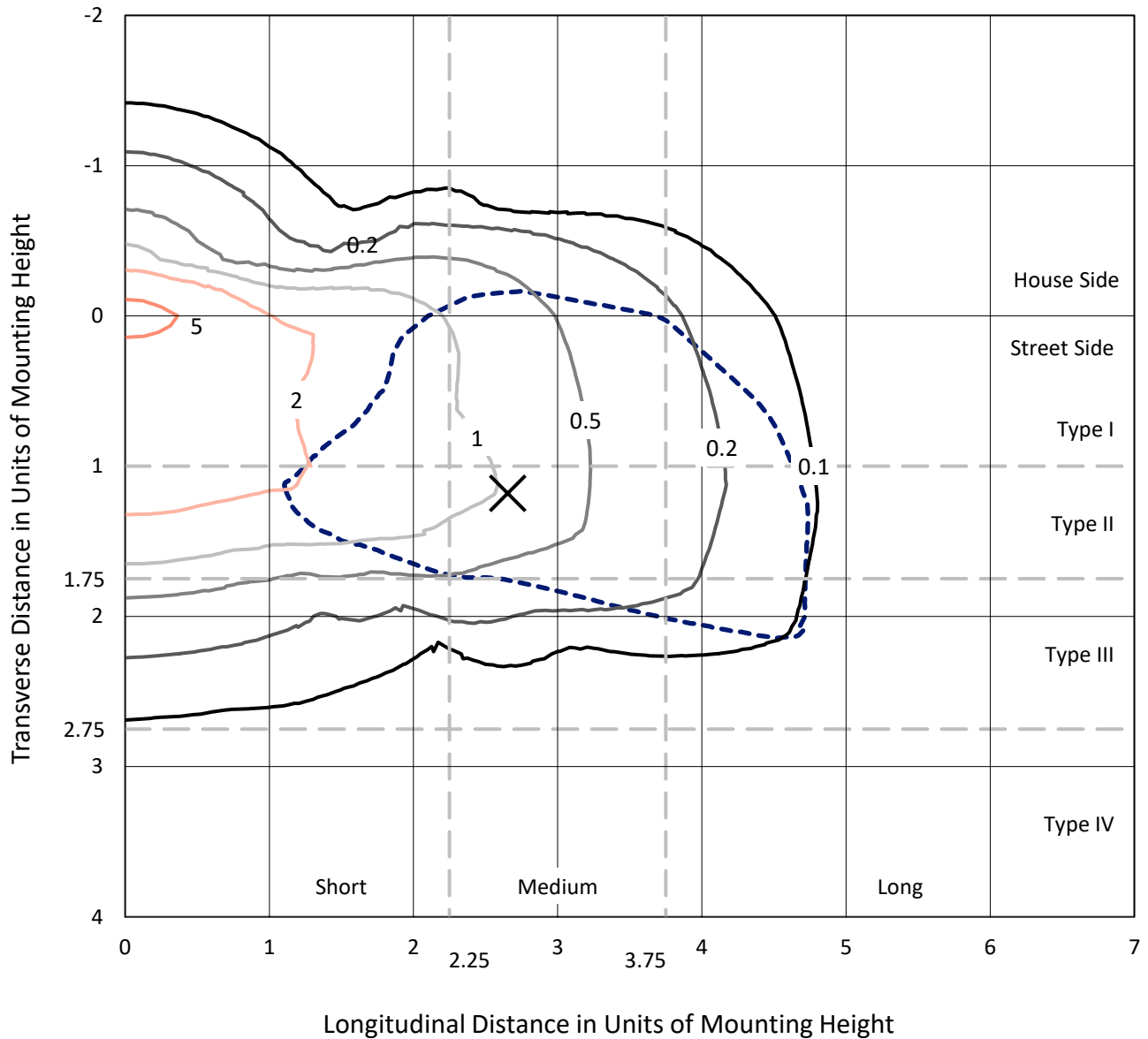




REPORT NUMBER: P386581  
 CATALOG NUMBER: GWC-SA2B-730-U-SL2

### Iso-Footcandle Lines of Horizontal Illumination

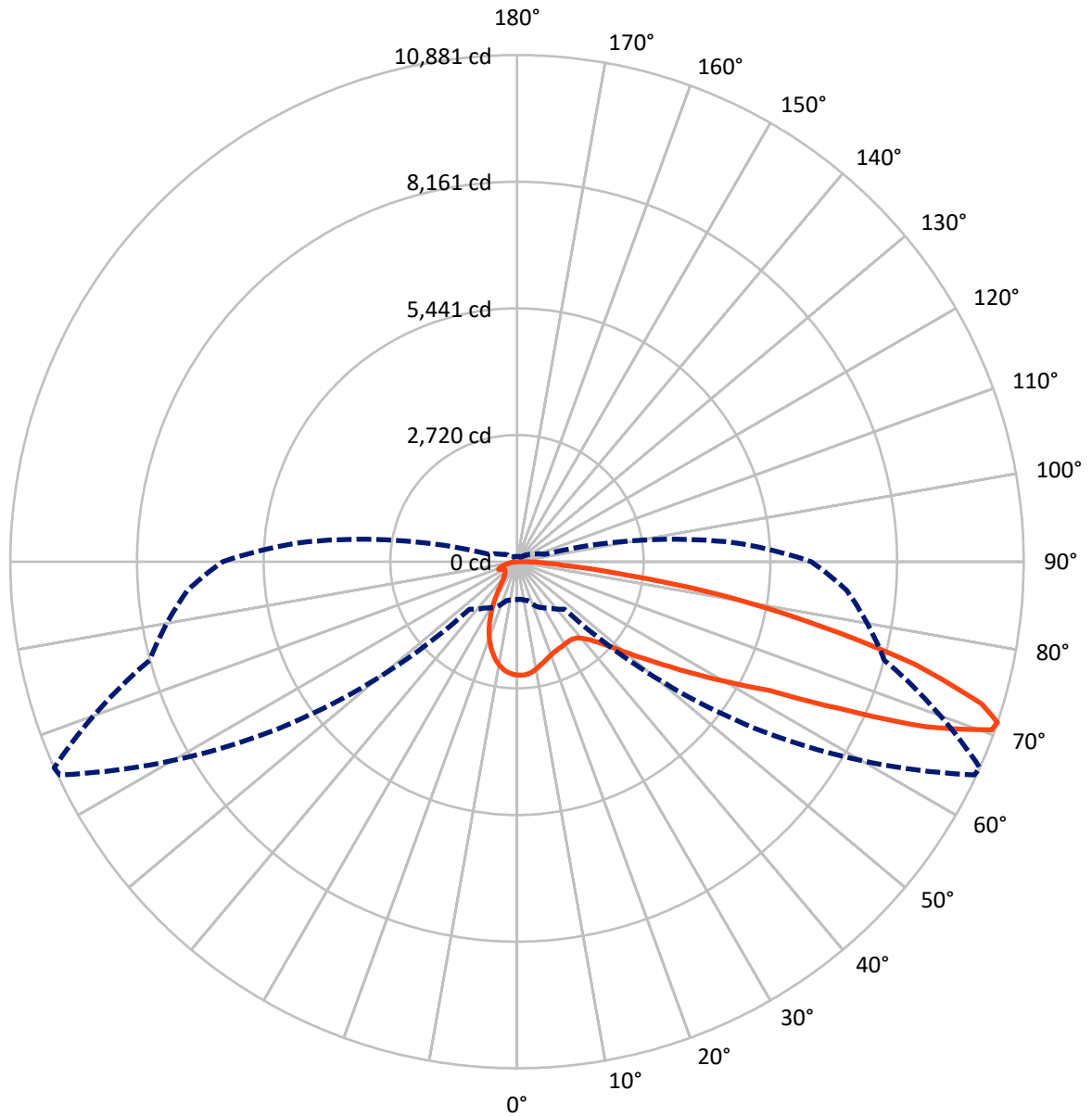
× Max cd  
 - - - 1/2 Max cd



Based on 20 foot mounting height. Maximum calculated value = 6.1 fc  
 Type III - Medium - N/A

REPORT NUMBER: P386581  
CATALOG NUMBER: GWC-SA2B-730-U-SL2

### Luminous Intensity Polar Plot



— Vertical Plane Through 66-Deg Lateral    - - - Horizontal Cone Through 71-Deg Vertical

REPORT NUMBER: P386581

CATALOG NUMBER: GWC-SA2B-730-U-SL2

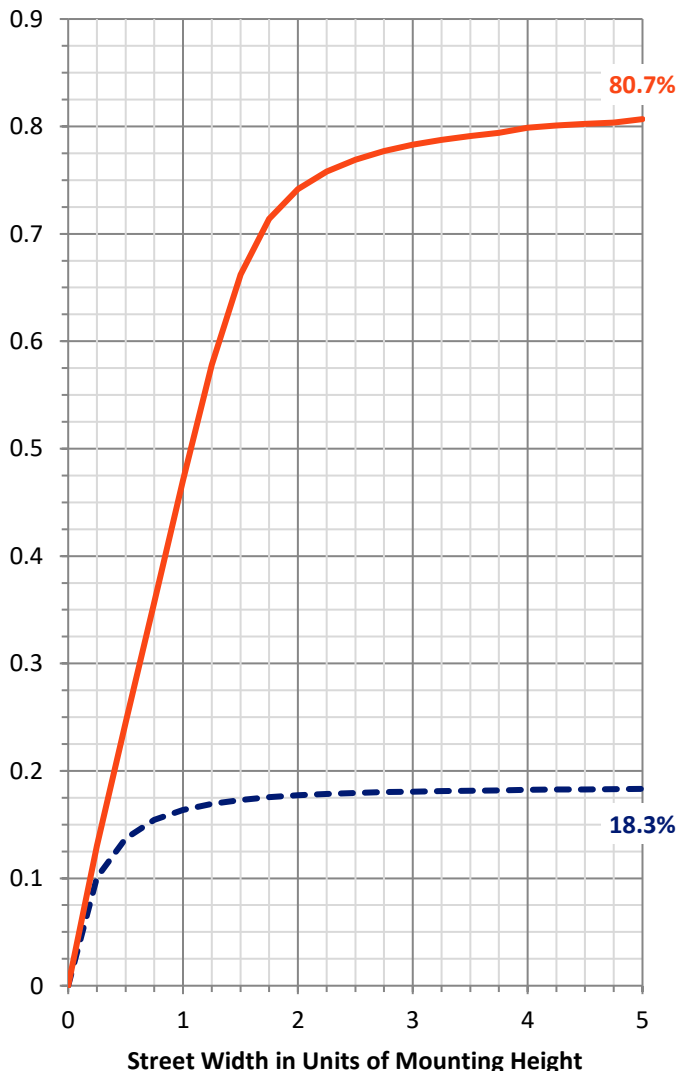
**FLUX DISTRIBUTION:**

		Downward	Upward	Total
<b>House Side</b>	Lumens	1971.7	0.0	1971.7
	% Fixture	18.5	0.0	18.5
<b>Street Side</b>	Lumens	8667.3	0.0	8667.3
	% Fixture	81.5	0.0	81.5
<b>Total</b>	Lumens	10639.0	0.0	10639.0
	% Fixture	100.0	0.0	100.0

**ZONAL LUMENS:**

Zone	Lumens	% Fixture
0°-10°	214.5	2.0
10°-20°	514.5	4.8
20°-30°	691.2	6.5
30°-40°	909.2	8.5
40°-50°	1322.6	12.4
50°-60°	2066.1	19.4
60°-70°	2588.1	24.3
70°-80°	1974.2	18.6
80°-90°	358.5	3.4
90°-100°	0.0	0.0
100°-110°	0.0	0.0
110°-120°	0.0	0.0
120°-130°	0.0	0.0
130°-140°	0.0	0.0
140°-150°	0.0	0.0
150°-160°	0.0	0.0
160°-170°	0.0	0.0
170°-180°	0.0	0.0
0°-90°	10639.0	100.0
0°-180°	10639.0	100.0

**Coefficient of Utilization**



REPORT NUMBER: P386581

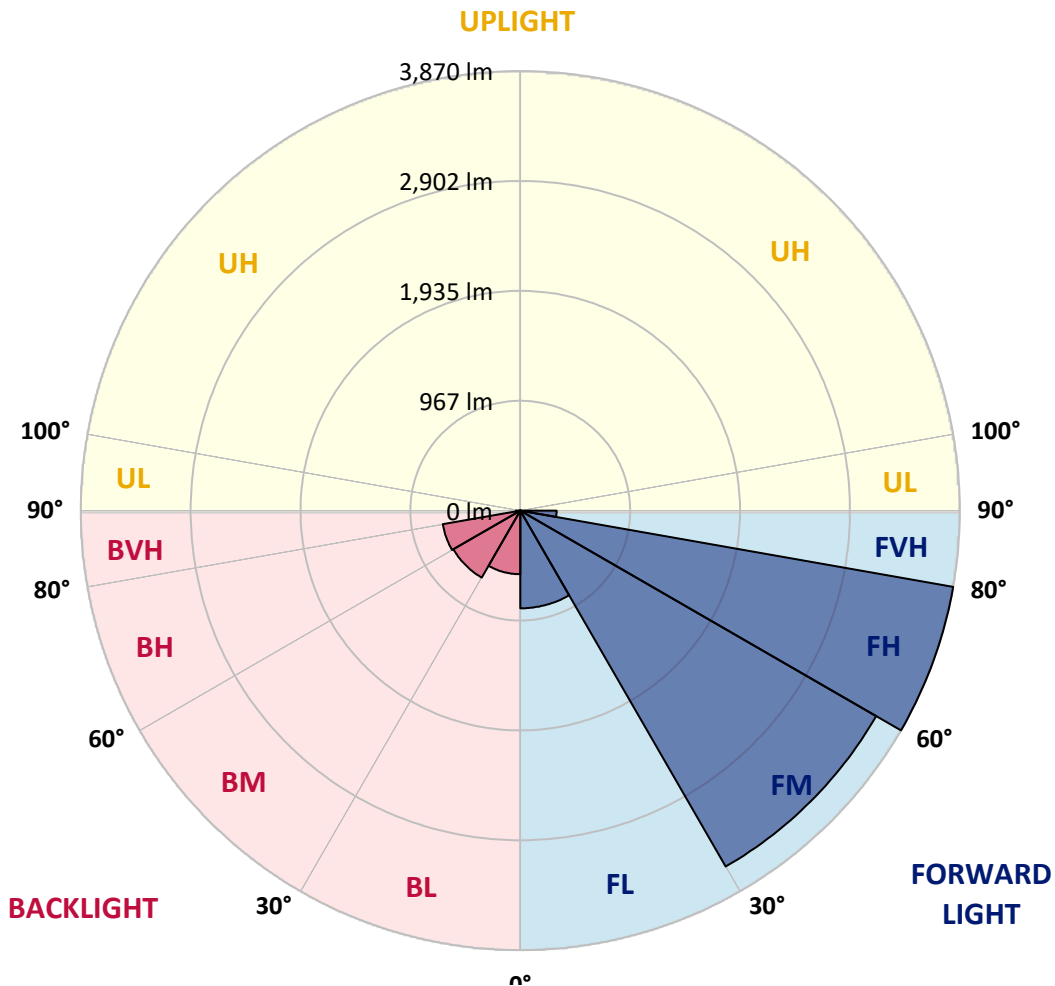
CATALOG NUMBER: GWC-SA2B-730-U-SL2

**LUMINAIRE CLASSIFICATION SYSTEM LUMEN TABLE AND BUG RATING:**

Zone	Lumens	% Fixture	Zone Rating/Lumen Limit		
			B	U	G
FL (0°-30°)	860.3	8.1			
FM (30°-60°)	3617.8	34.0			
FH (60°-80°)	3869.5	36.4			G2/5000
FVH (80°-90°)	319.7	3.0			G3/500
BL (0°-30°)	559.9	5.3	B2/1000		
BM (30°-60°)	680.2	6.4	B1/1000		
BH (60°-80°)	692.8	6.5	B2/1000		G2/1000
BVH (80°-90°)	38.8	0.4			G1/100
UL (90°-100°)	0.0	0.0		U0/0	
UH (100°-180°)	0.0	0.0		U0/0	

**BUG Rating: B2-U0-G3**

Type III Medium





REPORT NUMBER: P386581

CATALOG NUMBER: GWC-SA2B-730-U-SL2

**CANDELA DISTRIBUTION (FULL):**

	0°	5°	15°	25°	35°	45°	55°	65°	66°	75°	85°
0°	2437.2	2437.2	2437.2	2437.2	2437.2	2437.2	2437.2	2437.2	2437.2	2437.2	2437.2
2.5°	2392.0	2388.3	2399.4	2410.7	2415.1	2422.5	2433.5	2439.8	2439.4	2440.5	2436.8
5°	2233.3	2228.5	2250.6	2268.6	2303.1	2342.1	2389.4	2423.2	2424.0	2443.1	2448.2
7.5°	2083.1	2079.8	2105.1	2134.1	2174.2	2233.7	2310.5	2383.2	2387.6	2439.4	2457.4
10°	1962.6	1961.9	1986.5	2018.1	2064.7	2131.2	2219.4	2325.9	2332.5	2421.8	2458.9
12.5°	1868.6	1870.0	1891.3	1927.3	1976.6	2046.0	2141.5	2261.6	2272.3	2393.8	2450.4
15°	1799.1	1805.0	1822.3	1858.7	1907.1	1977.7	2075.7	2202.1	2218.3	2362.6	2445.6
17.5°	1759.5	1766.1	1778.2	1808.3	1853.9	1921.8	2014.8	2153.2	2167.9	2338.7	2446.0
20°	1747.7	1753.2	1760.2	1778.6	1817.1	1878.9	1966.6	2109.2	2125.0	2319.6	2449.7
22.5°	1770.9	1774.9	1775.6	1774.2	1797.7	1848.0	1931.8	2076.8	2093.7	2307.2	2452.2
25°	1820.5	1826.0	1821.9	1808.3	1800.6	1831.5	1913.8	2055.5	2072.4	2298.0	2447.1
27.5°	1895.0	1895.8	1892.4	1874.8	1838.5	1833.3	1908.2	2043.1	2059.2	2287.3	2436.5
30°	1996.4	2001.2	1995.3	1971.4	1911.9	1862.7	1914.9	2030.9	2045.6	2273.7	2419.2
32.5°	2115.0	2126.8	2126.4	2101.5	2016.2	1928.4	1942.0	2023.6	2035.0	2259.4	2398.3
35°	2238.1	2254.3	2284.4	2273.7	2168.3	2032.4	1994.2	2035.3	2043.1	2257.6	2383.6
37.5°	2365.9	2382.1	2444.2	2472.8	2349.4	2181.2	2076.5	2076.8	2080.5	2280.0	2382.5
40°	2499.6	2516.9	2610.2	2684.8	2584.1	2369.6	2209.1	2163.5	2159.5	2335.1	2404.1
42.5°	2687.0	2702.4	2814.4	2909.6	2844.6	2610.9	2392.4	2297.2	2288.8	2443.1	2473.6
45°	2923.9	2937.1	3056.1	3157.9	3124.5	2886.4	2622.7	2481.3	2479.8	2623.1	2614.2
47.5°	3205.6	3215.9	3322.8	3421.2	3433.4	3203.4	2912.1	2765.2	2741.3	2869.9	2832.1
50°	3499.1	3510.5	3583.2	3689.0	3779.0	3627.7	3284.6	3113.1	3081.1	3195.7	3140.6
52.5°	3693.4	3708.5	3771.7	3905.7	4167.6	4092.7	3725.0	3534.8	3486.3	3590.6	3548.3
55°	3606.7	3640.5	3737.1	3952.0	4478.4	4803.1	4268.3	4026.6	3971.9	4058.6	4033.6
57.5°	3212.6	3258.9	3390.8	3722.5	4522.1	5429.0	5089.6	4605.9	4567.3	4542.3	4553.7
60°	2492.3	2536.7	2700.2	3132.5	4217.6	5886.0	6325.7	5319.9	5264.1	5027.9	5038.2
62.5°	1763.9	1741.5	1853.5	2169.8	3427.1	5939.6	7732.2	6275.0	6091.3	5540.7	5495.5
65°	1345.1	1340.0	1390.3	1491.0	2075.7	5297.9	8570.0	7880.2	7593.3	6143.8	6037.3
67.5°	1105.3	1096.1	1145.7	1292.2	1336.7	3417.9	8588.4	9742.5	9460.8	6894.7	6664.0
70°	908.8	898.5	944.8	1133.9	1235.3	1733.4	7228.2	10833.1	10818.0	7845.3	7137.1
71°	814.7	807.4	862.8	1073.0	1213.6	1444.7	6240.8	10836.0	10881.2	8167.1	7109.2
72.5°	663.4	666.0	724.7	955.0	1197.5	1275.7	4586.8	10331.0	10426.5	8473.8	6855.4
75°	440.8	443.0	520.1	734.6	1161.1	1248.2	2520.9	8668.8	8844.4	8290.1	6255.5
77.5°	296.1	295.3	347.9	504.0	1011.6	1248.2	1478.1	6483.6	6676.5	6596.4	4822.6
80°	203.9	202.4	239.5	347.9	765.9	1263.2	1142.7	4543.8	4602.2	3562.3	1960.0
82.5°	124.9	126.0	156.5	245.7	521.2	1136.9	1078.8	2477.6	2414.0	999.1	489.6
85°	71.6	71.3	99.9	166.4	334.6	959.4	1052.0	1066.3	978.2	300.8	177.0
87.5°	25.7	27.5	53.6	92.2	191.7	668.2	892.6	554.7	499.9	135.9	80.1
90°	0.0	0.0	0.0	0.0	0.0	0.0	0.0	0.0	0.0	0.0	0.0



REPORT NUMBER: P386581  
 CATALOG NUMBER: GWC-SA2B-730-U-SL2

**CANDELA DISTRIBUTION (continued):**

	90°	95°	105°	115°	125°	135°	145°	155°	165°	175°	180°
0°	2437.2	2437.2	2437.2	2437.2	2437.2	2437.2	2437.2	2437.2	2437.2	2437.2	2437.2
2.5°	2434.3	2436.5	2433.9	2419.2	2406.7	2386.5	2375.1	2359.3	2354.5	2352.3	2358.2
5°	2443.4	2444.2	2422.5	2383.9	2340.6	2289.5	2252.8	2207.6	2186.3	2177.1	2183.0
7.5°	2451.9	2448.6	2401.2	2327.4	2247.3	2158.4	2079.4	2007.1	1964.8	1947.5	1949.0
10°	2453.0	2439.0	2363.0	2248.8	2124.6	1994.2	1873.0	1761.3	1690.8	1644.9	1658.8
12.5°	2441.6	2418.1	2306.8	2147.0	1974.7	1796.9	1633.1	1465.6	1365.0	1318.3	1319.8
15°	2432.8	2390.2	2237.7	2027.3	1795.8	1560.4	1336.7	1139.8	1032.5	984.8	962.4
17.5°	2425.4	2360.1	2157.7	1892.4	1584.6	1286.0	1017.1	841.5	782.8	768.8	762.9
20°	2415.1	2328.1	2068.4	1736.3	1344.0	978.9	742.7	656.0	656.4	672.6	674.8
22.5°	2400.8	2291.7	1973.3	1561.1	1085.8	713.0	582.2	557.2	582.6	613.4	618.9
25°	2379.5	2248.8	1867.5	1367.5	827.9	548.0	497.4	496.3	527.1	559.4	564.2
27.5°	2349.4	2192.6	1749.9	1159.6	610.1	465.8	445.6	453.3	476.1	499.6	501.4
30°	2309.0	2127.2	1620.3	940.3	478.3	414.7	412.5	419.5	433.4	450.0	451.4
32.5°	2264.5	2060.7	1481.8	728.0	409.6	387.2	389.4	392.7	399.3	405.9	407.4
35°	2224.1	1992.7	1340.0	553.2	376.9	369.2	367.7	367.0	367.7	365.5	365.9
37.5°	2198.1	1936.5	1192.3	440.4	358.1	353.4	349.0	343.4	337.2	333.5	334.3
40°	2188.5	1894.7	1042.8	380.5	342.7	339.4	331.0	319.2	311.9	309.7	309.7
42.5°	2214.2	1873.0	898.5	350.4	329.9	324.3	310.4	296.8	291.3	290.9	290.6
45°	2292.8	1881.8	761.1	333.9	318.1	307.4	289.1	277.7	274.0	274.8	274.4
47.5°	2433.9	1937.3	643.6	322.9	306.3	292.4	271.8	262.6	258.2	258.2	258.6
50°	2673.7	2066.9	549.9	313.7	296.4	278.4	259.3	247.9	242.1	241.7	241.7
52.5°	3023.1	2299.1	491.5	306.0	285.4	265.9	246.8	232.5	225.5	224.1	223.3
55°	3460.9	2631.9	475.3	300.8	270.7	252.4	231.8	217.5	209.7	206.4	206.1
57.5°	3950.6	3036.7	507.3	294.6	255.7	236.2	215.3	201.7	193.6	189.5	189.2
60°	4446.1	3478.5	637.7	285.8	243.2	218.6	198.4	185.9	177.8	173.4	172.6
62.5°	4942.3	3944.3	904.0	285.0	234.4	201.7	181.1	170.4	162.7	157.9	156.8
65°	5502.1	4454.2	1206.7	304.5	231.4	186.2	163.5	155.0	148.4	144.0	143.6
67.5°	6144.9	5029.8	1177.6	344.5	241.3	172.3	146.9	140.3	135.5	131.9	131.5
70°	6446.5	4939.8	732.1	372.8	255.3	158.7	131.1	126.4	122.7	120.1	119.0
71°	6320.2	4690.3	613.8	369.5	253.8	152.8	124.9	121.2	117.5	115.3	114.2
72.5°	5975.6	4277.5	512.0	343.8	237.3	142.2	116.8	113.1	109.8	107.3	106.5
75°	5362.2	3820.2	409.9	274.8	189.2	120.1	102.5	98.4	95.9	94.4	92.9
77.5°	3941.7	2726.3	317.0	217.1	139.2	98.1	87.4	84.5	81.9	79.7	78.6
80°	1510.1	1056.1	213.4	162.0	102.1	77.5	70.5	69.1	66.5	65.0	65.0
82.5°	406.6	315.5	113.9	98.1	68.3	56.6	54.0	53.3	51.1	48.1	48.5
85°	164.6	139.2	63.9	54.0	41.9	33.4	36.4	36.7	34.2	30.5	30.9
87.5°	72.4	59.1	35.6	23.9	18.4	12.9	16.5	16.5	15.1	12.5	11.4
90°	0.0	0.0	0.0	0.0	0.0	0.0	0.0	0.0	0.0	0.0	0.0



Signify Classified - Internal  
Cooper Lighting Solutions Photometric Lab  
1121 Highway 74 South  
Peachtree City, GA 30269

Scaled Data Report



Report Generated By 670245982

Signify Classified - Internal  
Cooper Lighting Solutions Photometric Lab  
1121 Highway 74 South  
Peachtree City, GA 30269

Scaled Data Report



Signify Classified - Internal  
Cooper Lighting Solutions Photometric Lab  
1121 Highway 74 South  
Peachtree City, GA 30269

Scaled Data Report



Signify Classified - Internal  
Cooper Lighting Solutions Photometric Lab  
1121 Highway 74 South  
Peachtree City, GA 30269

Scaled Data Report



Signify Classified - Internal  
Cooper Lighting Solutions Photometric Lab  
1121 Highway 74 South  
Peachtree City, GA 30269

Scaled Data Report



--- HS    — SS

Signify Classified - Internal  
Cooper Lighting Solutions Photometric Lab  
1121 Highway 74 South  
Peachtree City, GA 30269

Scaled Data Report



u

Signify Classified - Internal  
Cooper Lighting Solutions Photometric Lab  
1121 Highway 74 South  
Peachtree City, GA 30269

Scaled Data Report



Signify Classified - Internal  
Cooper Lighting Solutions Photometric Lab  
1121 Highway 74 South  
Peachtree City, GA 30269

Scaled Data Report



(END OF REPORT)